

CLEANING UP

News & Views on Our Industry

Floor Cleaning

Removing loose debris, dirt and dust.

When cleaning a floor (hard floor or carpet), the first step to be performed is removing loose debris, dirt and dust. To achieve this using the right equipment, one may choose between a sweeper or a vacuum based on the following three basic factors:

- 1) Size of the debris to be picked up (Table 1)
- 2) Characteristics of the place to be cleaned (Table 2)
- 3) Characteristics of the equipment (Tables 3a and 3b)

It is always suggested that you demo the selected equipment to be sure that you have made the right selection.

Example 1. You have to clean the carpet floor of a church with tight seat rows and long hall ways with no steps. You only have room in your budget for

one machine. According to the size of the debris, you should choose among a canister, a backpack or an upright vacuum (Table 1). To reduce your options, look at Table 2, and according to the characteristics of the place, you should select among a canister or a backpack vacuum. To make the final decision, you should look at the characteristics of the vacuums (Table 3a), your budget and your preference or your staff's preference. The final decision is yours.

Example 2. You have to clean the floor of a very large area with a mix of carpet and hard floor. Many times people throw coffee cups and other pieces of garbage of a similar size on the floor. According to the size of the debris, you should choose a sweeper (Table 1). To reduce your options, look at Table 2, and according to the characteristics of the place, you should select between a

manual (push) or a battery operated walk-behind sweeper. To make the final decision, you should look at the characteristics of the sweepers (Table 3b), your budget and your preference or your staff's preference. The final decision is yours.

Thank you to our Sales Rep Eryck Silva for providing this article.



For Info on New Products
Visit www.wesclean.com and click on the "What's New?" link.

CONTENTS

- 1 Floor Cleaning
- 2 Floor Cleaning
- 3 Equipment Special / Floor Finishing
- 4 Dilution Control System / WHMIS

1) Size of the debris to be picked up

Table 1. Performance of vacuums and sweepers according to the size of the debris to be picked up.

	*SIZE OF THE DEBRIS TO BE PICKED UP			
	Large	Medium	Small	Xsmall
Vacuums				
Canister (1)	N/A	✓	✓	✓
Upright (2)	N/A	N/A	✓	✓
Walk-behind (3)	N/A	N/A	✓	✓
Backpack (4)	N/A	Depending on the backpack	✓	✓
Sweepers				
Flat sweeper (5)	N/A	✓	Extra passes might be needed	Limited
Walk-behind push (6)	✓	✓	Extra passes might be needed	Limited
Walk-behind battery (7)	✓	✓	Extra passes might be needed	Limited
Ride-on (8)	✓	✓	Extra passes might be needed	Limited

***Large:** Paper balls, paper cups, baseball-size objects, small pieces of wood, etc.
Medium: Labels, candy, wrapping paper, paper clips, nails, marble-size objects, strings etc.
Small: Pebbles, fingernails, grains, dirt, etc.
Extra small: Dust, baby powder, etc.

2) Characteristics of the place to be cleaned

Table 2. Performance of vacuums and sweepers according to the characteristics of the place to be cleaned.

	CHARACTERISTICS OF THE PLACE TO BE CLEANED					
	Better on this type of floor	Better for these size areas	Sometimes the place has wet sand or dirt	Cleaning under tables, desk or beds is required	Stairs, permanent seats (theatres or stadiums) or high places cleaning is required	Lack of electrical outlets (outdoors, sidewalks, concrete parking lots, etc.)
Vacuums						
Canister	Hard floor & all carpets	Small to medium	✓	✓	Depending on how the place is	Use battery canister vacuum
Upright	Carpets	Small to medium	N/A	Depending on the upright vacuum	N/A	N/A
Walk-behind	Carpets	Medium to large	N/A	N/A	N/A	N/A
Backpack	Hard floor & all carpets (depending on the backpack)	Small to medium	Optional	✓	✓	Use battery backpack vacuum
Sweepers						
Flat sweeper	Hard floor & short-fiber carpets	Small	N/A	✓	N/A	✓
Walk-behind push	Hard floor & short-fiber carpets	Medium to large	✓	N/A	N/A	✓
Walk-behind battery	Hard floor & short-fiber carpets	Medium to large	✓	N/A	N/A	✓
Ride-on	Hard floor	Large	✓	N/A	N/A	✓

3) Characteristics of the equipment

Table 3a. Performance of vacuums.

	CHARACTERISTICS OF VACUUMS					
	Suction	Power Brush (better cleaning)	Maintenance	HEPA filtration for Non-hazardous materials	Cleaning under tables, desks or beds is required	Accessories (Crevice, small brush, etc)
Vacuums						
Canister	Excellent (electrical) Very good (battery)	Optional	Minimum (medium with power brush)	Optional	✓	✓
Upright	Very good - Good (depending on the Upright)	✓	Medium	Available (depending on the Up-right)	✓	✓
Walk-behind	Very good	✓	Medium	N/A	N/A	N/A
Backpack	Excellent to good (depending on the backpack)	Optional	Minimum (medium with power brush)	Optional	✓	✓

Table 3b. Performance of sweepers.

	CHARACTERISTICS OF SWEEPERS					
	Suction	Power Brush (better cleaning)	Maintenance	Manual or battery run time	Time to charge the battery	Required space for storage
Sweepers						
Flat sweeper	N/A	✓	Minimum to medium	Manual, 1 hour if battery	6 hours	Minimum
Walk-behind push	N/A	One or two lateral, One underneath	Medium	Manual	N/A	Small
Walk-behind battery	Good	One or two lateral, One underneath	Medium	1 - 2.5 hours	6 - 8 hours	Small - Medium
Rid-on	Good	One or two lateral, One underneath	Medium to high	3 hours (Available in propane)	8 hours	Large

Equipment Special!

Promotion available for a limited time!

Item No: 2250000



Only
\$395

Special Pricing Available
until June 30, 2014

Only
\$395

Item No: 2200015



GVE 370

Spotting Extractors

The GVE 370, with its powerful 1.3 hp vacuum motor and two-year warranty, is ideal for spotting, upholstery cleaning and vehicle detailing. With 100-inch water lift, 95 cfm of airflow and a 30 psi pump, George provides excellent water recovery and won't over-wet fabrics.

PVR 200/ HENRY

Dry Canister Vacuums

PVR 200 has powerful 1,200-watt vacuum motor providing 110" of lift and 114 cfm for excellent soil recovery and longer carpet life. With noise levels of 47 dB(A) on low power and 49 on high, this unit is excellent for day time cleaning.

Item No: 5800135



Only
\$4,495

AV 12QX Quiet Walk Behind Extractor

Running under 60 dB, the AV 12QX is an excellent choice for any 24 hour facility, especially in the hospitality and health-care industries. The AV 12QX is constructed of polyethylene and features a 130 psi pump providing a flow rate up to 1.2 gpm. The powerful 1.8 hp, three-stage vacuum motor provides 135-inch water lift and 95 cfm of airflow. The spring-loaded vacuum shoe is adjustable, ensuring consistent pressure and pickup on different carpet thicknesses and uneven floors.

Only
\$2,995



AVB 9X Pull-Back Extractor

Item No: 5800139

The AVB 9X can be used in even the most sensitive areas. It is constructed of rotationally molded polyethylene and features a 130 psi pump providing a flow rate of 1.2 gpm. The powerful 1.8 hp, three-stage vacuum motor provides 135-inch water lift and 95 cfm of airflow. The AVB 9X is well balanced and easy to use; the 16-inch brush ensures it can handle the toughest of jobs. The high water lift motor provides excellent water recovery; in most cases carpets can dry in less than one hour.

Only
\$10,995



TTB 3226

Ride-on Scrubber

The TTB 3226 has 4x100 ah gel batteries are standard equipment, 3.5 hour run time from a single charge. It has an adjustable brush pressure. Ride-on scrubber has 600 watt traction motor drives at speeds up to 4.3 mph. Adjustable water flow with the push of a button and large 32 gallon capacity. It has a 26" scrub width. Standard 37" squeegee with linatex blades.

Item No: 1900801

FLOOR FINISHING

Why use floor finish?

- ✍ To protect the floor surface.
- ✍ To make cleaning easier.
- ✍ To enhance the beauty of floors.
- ✍ To increase the overall appearance level of the building, because the first is the lasting impression.
- ✍ To help prevent scuffs.

What should I use?

- ✍ Autoscrubber or Rotary Floor Machine
- ✍ Wet floor signs
- ✍ Dust mop
- ✍ Floor stripper
- ✍ Neutralizer

- ✍ Dustpan
- ✍ Broom
- ✍ Putty knife (standupscraper)
- ✍ Wet mop (cotton)
- ✍ Finish mop
- ✍ Bucket and wringer
- ✍ Garbage bag
- ✍ Terry towels
- ✍ Doodlebug holder
- ✍ Doodlebug pads black
- ✍ Black or Hi-pro stripping pad
- ✍ Floor finish
- ✍ Measuring device



For more information on these and other products, contact your local Wesclean branch at 1-888-337-2929 or visit www.wesclean.com

EDMONTON
11450 - 149 Street
Edmonton, AB T5M 1W7
(780) 451-1533 Fax (780) 452-0676

CALGARY
36 Highfield Circle SE
Calgary, AB T2G 5N5
(403) 243-0677 • Fax (403) 243-2095

RED DEER
#7, 7973 - 49 Avenue
Red Deer, AB T4P 2V5
(403) 340-8003 • Fax (403) 347-8803

GRANDE PRAIRIE
10136 - 128 Avenue
Grande Prairie, AB T8V 1E9
(780) 538-3380 • Fax (780) 539-7277

LETHBRIDGE
#9, 3205 - 6 Avenue N
Lethbridge, AB T1H 5C1
(403) 327-1120 • Fax (403) 327-1670

MEDICINE HAT
924 - 16th Street SW
Medicine Hat, AB T1A 8A4
(403) 526-7922 • Fax (403) 529-0790

BURNABY
4082 McConnell Court
Burnaby, BC V5A 3L8
(604) 421-7150 • Fax (604) 421-2504

VICTORIA
#2, 6809 Kirkpatrick Crescent
Saanichton, BC V8M 1Z8
(250) 544-1280 • Fax (250) 544-1290

KAMLOOPS
#9, 953 Laval Crescent
Kamloops, BC V2C 5P4
(250) 372-1714 • Fax (250) 372-5535

CRANBROOK
220 Slater Road
Cranbrook, BC V1C 5C8
(250) 426-6816 • Fax (250) 426-3353

REGINA
693 Henderson Drive
Regina, SK S4N 6A8
(306) 781-7103 • Fax (306) 522-1921

SASKATOON
1505 Ontario Avenue
Saskatoon, SK S7K 1S7
(306) 382-1199 • Fax (306) 955-5215

WINNIPEG
2-1832 King Edward Street
Winnipeg, MB R2R 0N1
(204) 985-1330 • Fax (204) 889-1762

P: 888-337-2929
W: www.wesclean.com

SAVE MONEY AND TIME









USING A DILUTION CONTROL SYSTEM

There are several concentrated chemical cleaning products, which must have adequate dilution control systems for best results.

Ounces per Gallon	Dilution Ratio	Percent
0.25	1:512	0.19%
0.50	1:256	0.39%
0.75	1:170	0.58%
1	1:128	0.78%
2	1:64	1.5%
4	1:32	3.0%
8	1:16	5.8%
16	1:8	11.1%
32	1:4	20.0%
64	1:2	33.0%
128	1:1	50.0%

Do you know these Vital Signs?

The WHMIS Classes Hazard Symbols

<p>Class A</p>  <p>Compressed Gas</p>	<p>Class B</p>  <p>Flammable and Combustible Material</p>	<p>Class C</p>  <p>Oxidizing Material</p>
<p>Class D</p>  <p>1. Materials Causing Immediate and Serious Toxic Effects</p>	<p>Class D</p>  <p>2. Materials Causing Other Toxic Effects</p>	<p>Class D</p>  <p>3. Biohazardous Infectious Materials</p>
<p>Class E</p>  <p>Corrosive Material</p>	<p>Class F</p>  <p>Dangerously Reactive Material</p>	

OUR MISSION: To deliver in a timely and efficient manner superior cleaning products and excellence of service that meets and exceeds all our customer's requirements helping them perform their roles with efficiency and cost effectiveness. To treat employees and associates with fairness and respect and to be supportive to our suppliers in product and market development which will solidify our position as Western Canada's top distributor.

Save \$\$\$\$

Don't forget our **Great Deals**
(monthly product promotions)
Visit your local **Wesclean** branch today!

No more pain...

Item number **ErgoMates**
1170331 (XSMALL)
1170332 (SMALL) Save \$25.95
1170333 (MEDIUM)



\$38.06 pair

ErgoMates dramatically reduce fatigue and pain experienced when standing or walking on hard surfaces for an extended period of time. **While supplies last**

WHMIS

"Workplace Hazardous Materials Information Systems"

WHMIS...

- * was implemented in 1988 through coordinated federal, provincial and territorial legislation.
 - * is a national hazard communication system.
 - * was developed to ensure that workers receive adequate hazard information about chemicals that are used at their work site.
 - * The system requires suppliers and distributors of controlled products to provide specified hazard information to their customers. The customers, acting as employers, **must** pass that hazard information to their workers.
- WHMIS** has three elements:
- 1) Labels
 - 2) Material Safety Data Sheets (MSDSs)
 - 3) Worker Education

WHMIS Training

Contact your **Local Wesclean Branch**
at 1.888.337.2929 or visit
www.wesclean.com

Cleaning Up is published bimonthly by



Working together for a cleaner environment